

Using MIM for Pet Shelters



By: Melinda Springer
Animal Health Technician
USDA APHIS VS



MIM

Mobile Information Management

- Application for data management
- Hard copy reports are generated in the field and data is electronically transmitted to the appropriate data management system
- Enable greater efficiency and accuracy for the data collection task
- Decreases the data entry and management workload

MIM Software Application

- Manage, reconcile and report animal inventory
- Manage and report movement information,
- Capture multiple forms of animal ID including RFID,
- Capture barcode information,
- Capture GPS coordinates,
- Capture location of animal,
- Generate barcode labels,
- Generate on-screen alerts to assist finding animals of local or national interest,
- Generate reports from an XML data output,
- Encrypt data files for transmission
- Takes Photos

MIM Stats

MIM supports the following VS and State activities:

- TB testing (CFT, CCT, and Gamma)
- Brucellosis Testing and Vaccination
- Animal Removal / Restricted Movement
- Inventories
- Exports
- Market Surveillance
- BR 4-54 Generation
- Avian Influenza Sample Collection -Wildlife Services
- Live Animal Import - Ports of Importation
- MI USAHerds



INTAKE

Animal Intake Form

TODAY'S DATE: _____	RECEIVED BY: (PLEASE PRINT) _____	OFFSITE STATUS (If Applicable)
ARRIVING STATUS OF ANIMAL	REQUESTED RESCUE?	OUT DATE LOCATION RETURN DATE
<input type="checkbox"/> RESCUED <input type="checkbox"/> DROPPED OFF <input type="checkbox"/> DEAD ON ARRIVAL	<input type="checkbox"/> YES <input type="checkbox"/> NO	_____
	IF YES, WHO REQUESTED IT?	_____
	<input type="checkbox"/> OWNER <input type="checkbox"/> OTHER _____	_____

ARE YOU THE OWNER? YES NO If not, what is your relationship to the animal? _____

CONTACT INFORMATION			
NAME: _____		ADDRESS: _____	
		CITY/STATE/ZIP: _____	
HOME PHONE: () _____	WORK PHONE: () _____	CELL PHONE: () _____	
ALT. PHONE: () _____		E-MAIL ADDRESS: _____	
PERMISSION TO FOSTER? <input type="checkbox"/> YES <input type="checkbox"/> NO	SURRENDERED? <input type="checkbox"/> YES <input type="checkbox"/> NO	DRIVERS LICENSE NO.: _____	STATE: _____

LOCATION OF ANIMAL PICKUP (Give address if known and landmarks)

ANIMAL INFORMATION			
<input type="checkbox"/> DOG <input type="checkbox"/> CAT <input type="checkbox"/> HORSE <input type="checkbox"/> REPTILE <input type="checkbox"/> OTHER: _____			
		<input type="checkbox"/> LITTER (Under 8 weeks old) NUMBER IN LITTER: _____	
<input type="checkbox"/> MALE <input type="checkbox"/> FEMALE	<input type="checkbox"/> NEUTERED <input type="checkbox"/> SPAYED <input type="checkbox"/> UNKNOWN	BREED: _____	
AGE: <input type="checkbox"/> YOUTH <input type="checkbox"/> ADULT <input type="checkbox"/> SENIOR		TAIL: <input type="checkbox"/> LONG <input type="checkbox"/> SHORT <input type="checkbox"/> CURLY	EARS: <input type="checkbox"/> ERECT <input type="checkbox"/> FLOP
FUR LENGTH: _____		<input type="checkbox"/> BUSHY <input type="checkbox"/> DOCKED	<input type="checkbox"/> CROPPED
COLOR(S): _____		IF CAT, IS IT DECLAWED? <input type="checkbox"/> YES <input type="checkbox"/> NO	
DISTINGUISHING MARKS? _____			
ANIMAL'S NAME (if known): _____		<input type="checkbox"/> MICROCHIP <input type="checkbox"/> TATTOO	
COLLAR? <input type="checkbox"/> YES <input type="checkbox"/> NO		NUMBER: _____	
TYPE/COLOR: _____		ID TAG? <input type="checkbox"/> YES <input type="checkbox"/> NO	
COUNTY RABIES LICENSE NO./YEAR: _____		NAME/PHONE NUMBER: _____	
ISSUING COUNTY: _____		ATTEMPT TO CONTACT COUNTY (Date & Result): _____	
IS ANIMAL AGGRESSIVE? <input type="checkbox"/> YES <input type="checkbox"/> NO (if YES, Mark Cage)	IF YES, WHAT IS THE ANIMAL AGGRESSIVE TOWARD? <input type="checkbox"/> PEOPLE <input type="checkbox"/> DOGS <input type="checkbox"/> OTHER ANIMALS	HAS ANIMAL BITTEN ANYONE? <input type="checkbox"/> YES <input type="checkbox"/> NO	

ATTEMPTS TO CONTACT OWNER		
DATE: _____	RESULT: _____	BY: _____
DATE: _____	RESULT: _____	BY: _____
DATE: _____	RESULT: _____	BY: _____


MEDICAL INFORMATION			
KNOWN DISEASE STATUS:	TYPE: _____	<input type="checkbox"/> POS <input type="checkbox"/> NEG	TYPE: _____ <input type="checkbox"/> POS <input type="checkbox"/> NEG
KNOWN VACCINATION STATUS:	TYPE: _____	<input type="checkbox"/> 1 YR <input type="checkbox"/> 3 YR	LOT #: _____
	TYPE: _____	<input type="checkbox"/> 1 YR <input type="checkbox"/> 3 YR	LOT #: _____
	TYPE: _____	<input type="checkbox"/> 1 YR <input type="checkbox"/> 3 YR	LOT #: _____
KNOWN INJURIES/MEDICAL HISTORY: _____			
MEDICATIONS NEEDED: _____			

DEPARTING STATUS OF ANIMAL			
DATE RECLAIMED: _____	OWNER'S SIGNATURE: _____	DRIVER'S LICENSE NO.: _____	STATE: _____
	PRINT NAME: _____	PHONE NO.: _____	
DATE FOSTERED/ADOPTED: _____	(Attach completed foster/adoption agreement to intake form)		PHONE NO.: _____
	SIGNATURE: _____	PRINT NAME: _____	
DATE EUTHANIZED: _____	REASON: _____		
	VETERINARIAN (signature) _____	PRINT NAME: _____	

WHITE COPY - RESPONDING AGENCY YELLOW COPY - OTHER AGENCY PINK COPY - OWNER (IF KNOWN)

This form created by United Animal Nations, (916) 429-2457. Reprint and use by permission only. Revised 11/2006.

ATTACH PICTURE HERE



Solid Design Paper Wristbands are made of Tyvek(R)

- * Sold in bundles of 500
- * Wristband sizes are 10" x 3/4" or 10" x 1".
- * About \$20.00



Rolls




Thermal Transfer printed rolls

Size		Set 250	Set 500
1.25" x 0.5"	Rolls	\$15.00 /Set	\$20.00 /Set
1.25" x 0.75"	Rolls	\$15.00 /Set	\$20.00 /Set
1.25" x 1.0"	Rolls	\$15.00 /Set	\$20.00 /Set
1.5" x 1.0"	Sheets	\$15.00 /Set	\$20.00 /Set



Barcode Animal and Owner with Identical Numbers



PDA Field	Information Captured	Example
MGT ID	Species and Name	Rex/ Dog
Other MGT ID	Owners Name	Joe Smith
Tattoo	Tattoo or Microchip	12345678
Age	Age	4 YRS
Sex	Sex of Animal	M (male)
		Joe Smith 8100 NW 15th Place Gainesville, FL 32606 Joe.Smith@cox.net H:352-313-3060 W: 352-225-1825 C: 352-745-0229 FL590-222-67-590-0 Gave permission to foster
Notes	Owner Information- Full Name, address, phone (home, work, cell), email, Drivers License Number Also, permission to foster or surrender	
Move In	Date Taken In	9/8/2011
Move Out	Date Released	9/13/2011
Location	Shelter, Rabies Vaccination Number with County Code and Year	Ft. Clarke (1) XXXXX12-11-2011
Barcode	Barcode Number	17666
Additional ID	Animal Details- Breed, tail, ears, spayed vs. neutered, color, length, markings, pregnant, litter, collar, declawed, temperament, biting history, aggression, disease status	Toy Poodle, Tan, Long Tail, Flop Ears, Neutered, Friendly, Healthy











Set Up MIM PDA Manager

Main - MIM PDA Manager [Minimize] [Maximize] [Close]

Manage Data Import Remote Repository Application Updates Configuration Exit and Copy to PDA Help

Premises

1 of 1 [Add New Premises] [Edit Premises] [Delete Premises]

National Prem Id: Inventoried Animals: **0** Owners / Contacts

State Prem Id:

Name of Entity: **FLORIDA PET SHELTER AO**

Address: **8100 NW 15 PLACE
GAINESVILLE FL 32606**

Activity Groups For This Premises

1 of 1 [Add New Activity] [View Forms and Reports] [Edit Activity] [Import CSV] [Edit Animals and Results] [Delete Activity]

Activity 1 Type:	General Inventory	0 Total Animals
Date(s):	Sep 12, 11 - Sep 12, 11	
Results:	No results found.	
Activity 2 Type:	AR - Animal Removal, Depop	
Date(s):	Sep 13, 11	
Results:	No results found.	
Activity 3 Type:	None	
Date(s):		
Results:	No results found.	

MIM PDA Manager for Pet Shelter Use- Further Development Needs

Premises Setup - MIM PDA Manager

Manage Data Import Remote Repository Application Updates Configuration Exit and Copy to PDA Help

Premises Information Associated People (Owners, Contacts)

Enter the National Premises ID and press the "Verify" button to download address and contact information. You may download an inventory after entering either Premises ID (varies by State).

Premises Identification

Nat'l Prem Id.

State Prem Id.

Description

Verify / Download Premises Details

Operation Type

- Production Unit
- Clinic
- Exhibition
- Laboratory
- Market/Collection Point
- Non-Producer Participant
- Port of Entry

Species

- Bovine
 - Beef
 - Dairy
- Bison
- Cervids
 - Deer

Premises Address

Address 1

Address 2

City

State

Postal Code

County

Legal Land Description

Township Name Example: Rust

Township Example: 31N

Range Example: 5W

Section Example: 07

Geographical Coordinates

Latitude Longitude

Source

Save **Cancel**

Overall Details

Species **Cattle**

Practitioner

[Edit List](#)

Sequence **1**

Starting sequence (or next animal)

Activity 1

Type **General Inventory**

Start Date **Sep, 12, 2011 02:35 PM**

End Date **Sep, 12, 2011 02:36 PM**

Activity 2

Type **AR - Animal Removal, Depop**

Start Date **Sep, 13, 2011 02:37 PM**

End Date **Sep, 08, 2011 02:49 PM**

Activity 3

Type **None**

Start Date **Sep, 08, 2011 02:49 PM**

End Date **Sep, 08, 2011 02:49 PM**

Activity 1 Details Activity 2 Details Activity 3 Details

Inventory

Disease Program

DATA




Post Intake and Removal

Main - MIM PDA Manager [Minimize] [Maximize] [Close]

Manage Data | Import | Remote Repository | Application Updates | Configuration | Exit and Copy to PDA | Help

Premises

1 of 1 | Add New Premises | Edit Premises | Delete Premises

National Prem Id:	Inventoried Animals: 1	Owners / Contacts
State Prem Id:		
Name of Entity:	FLORIDA PET SHELTER AO	
Address:	8100 NW 15 PLACE GAINESVILLE FL 32606	

Activity Groups For This Premises

1 of 1 | Add New Activity | View Forms and Reports | Edit Activity | Import CSV | Edit Animals and Results | Delete Activity

Activity 1 Type:	General Inventory	1 Total Animals
Date(s):	Sep 08, 11 - Sep 08, 11	
Results:	Observed: 1	
Activity 2 Type:	AR - Animal Removal, Depop	
Date(s):	Sep 08, 11	
Results:	Removed: 1	
Activity 3 Type:	None	
Date(s):		
Results:	No results found.	

Reports

Forms and Reports - MIM PDA Manager [-] [Maximize] [Close]

Manage Data Import Remote Repository Application Updates Configuration Exit and Copy to PDA [?] Help

Premises

Prem Id NAIS: State:
Location 8100 NW 15 PLACE
GAINESVILLE FL 32606

Activity 1

Activity Id 20110908143432
Activity Type INV
Start Date Sep 08, 2011

Activity 2

Activity Id 20110908143433
Activity Type AR
Start Date Sep 08, 2011

Generated Reports

C:\Documents and Settings\maspringer\Application Data\MimPdaManager\{a5f6309d-463a-424a-9b2b-f65}

File Edit View Favorites Tools Help



Address :(\Documents and Settings\maspringer\Application Data\MimPdaManager\{a5f6309d-463a-424a-9b2b-f65cf664c79a}\Group by Results) Group by Results Go

Name ▲	Size	Type	Date Modified
GroupByResult_1_INV.xls	36 KB	Microsoft Excel 97-...	9/8/2011 4:03 PM
GroupByResult_2_AR.xls	36 KB	Microsoft Excel 97-...	9/8/2011 4:03 PM

2 objects

71.1 KB

My Computer

Animals Sighted At Premises(1)

8100 NW 15 PLACE

GAINESVILLE FL 32606

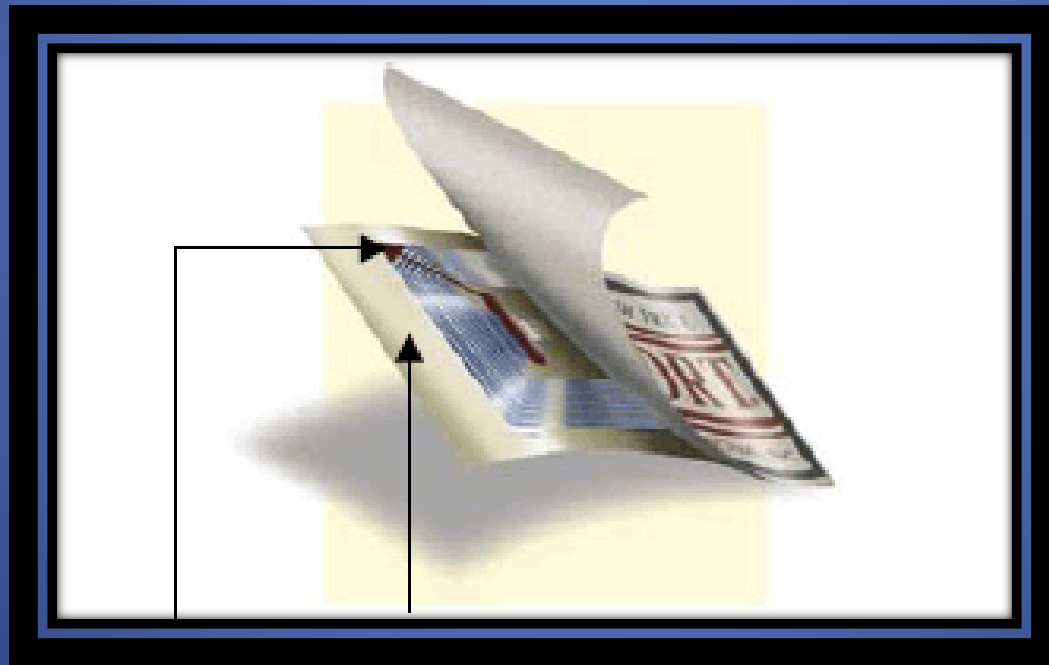
LAST
SIGHTING MOVEMENT IN MOVEMENT OUT

MGT ID	MGT ID	ADDT'L ID	TATTO O	AGE	SEX	BREE D	TYPE	DATE	CODE	DATE2	CODE 2	DATE4	NOTE
DOG/REX	SPRINGE R	POODLE, TAN, LONG TAIL, FLOP EAR, FRIENDLY	XXXXX	4Y	M		AR(D)	9/8/2011	L		DR	9/8/2011	MELINDA SPRINGER 8100 NW 15 PLACE GAINESVILLE, FL 32606 352-745-0576 MELINDA.A.SPRINGER@APHIS.USDA. GOV OK TO FOSTER FL590-435-67-590

Benefits

- Use of multiple units at a time (saving money, man hours and time)
- Able to merge information collected and redistribute entire data set back onto all PDAs
- Accuracy and efficiency
- Faster post incident reporting
- Link pet to owner to minimize errors





Pilot Project- Purpose

- Test MIM application for use at disaster pet shelter.
- Explore the effectiveness of the use of Tyvek bands on animals temporarily housed.
- Establish guidelines for the use of barcodes as a means of identification for the animal as well as linkage to the owner.

Pilot Project- Scope

Test MIM applications at Animal Control Locations

- St. Johns County
- Alachua County

Pilot Project- Objectives

- Determine longevity of Tyvek bands for animal use for a time frame of 30 days.
- Determine the ease of use of MIM applications for response team workers by performing survey upon completion.
- Develop a standard for the use of MIM application at pet shelters.
- Determine resources needed to effectively maintain or expand this project.
- Determine how the MIM application will affect resources, both positive and negative.

Pilot Project- Deliverables

- Effectiveness of the Project Proposal: Develop SOP that can be used for training state wide.
- Resources Saved: How much time does the use of MIM applications save? How much more accurate is the final data?

Pilot Project- Timeline

- Early November 2011: Train 5-10 employees on the use of MIM equipment and begin pilot project at Alachua Animal Control.
- Late November 2011: Train 5-10 employees on the use of the MIM equipment and begin pilot project at St. Johns Animal Control.
- Early December 2011: **Gather data and information along with suggesting and organize into a document for reporting to the SART Advisory Committee.**
- December 21, 2011: Complete final report for the SART Advisory Committee.
- April 2012 –Use in exercise- Operation Doggy Door
- Fall of 2012 – Pilot project with equine applications

Pilot Project

St. Johns County Animal Control

Trained:

- 3 St. Johns County Animal Control Employees
- 1 Animal Care Employee
- 1 FDACS Employee
- 1 APHIS VS Employee

What was Discovered:

- Best bands- Ejay Bands/ Positive ID 20" ID bands with gummed tabs
- Bands Remained on animals at project closure



Pilot Project


Alachua County Humane Society

Trained:

- 4 Alachua County Animal Control Employees
- 1 Animal Care Employee
- 1 FDACS Employee
- 1 APHIS VS Employee

What was Discovered:

- Best bands- Ejay Bands/ Positive ID 20" ID bands with gummed tabs
- Bands remained on animals until project completion




April 2012 – Operation Doggy Door

- First time that the MIM equipment was used for a companion animal emergency sheltering event, conducted nationally or by a state
- Florida ESF-17 has been a pioneer in utilization of the MIM equipment to be adapted from use for livestock tracking, exports and animal disease to being used for pet sheltered animals during a disaster

April 2012 – Operation Doggy Door

- 22 animals individually identified
- Linked to intake form and crate
- Barcodes used for animal charts- health/ medical care and feeding /watering
- Scanned out for release
- Efficient (22 animals went through intake and were discharged in 28 minutes)
- Easy to use (DART staff trained to use MIM equipment was done in 12 minutes)
- Reports for FEMA printed within 10 minutes of operation completion.



Future

- ESF-17 County Visits
- Equine Pilot Project

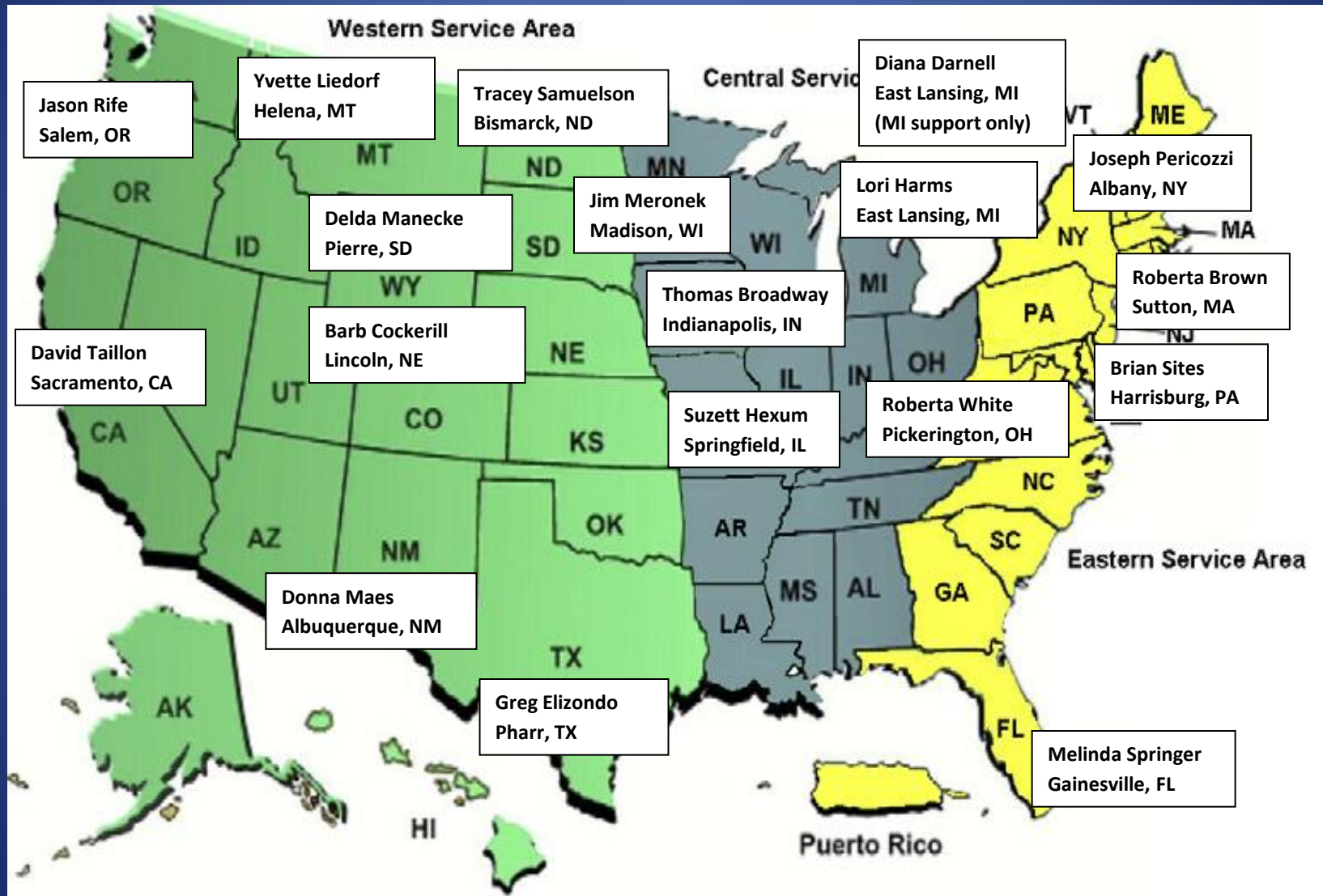


Example of leg bands as temporary identification
*photos courtesy of Stolen Horse International Inc.

Challenges

- MIM developer support at CEAH level
- USDA to develop a mobile application for use with smartphones based on barcode or RFID Tag technology .
 - ❖ *This way a responder could download to their smart phone after logging on to a secure URL and then data can be sent to the MIM Application Specialist/ Network Associate Coordinator*
- Integrate the camera on the PDA to become part of the intake pet file

17 MIM Network Associates



Last Name	First Name	Duty Station	Phone 1	Phone 2	Email
Broadway	Thomas	Indianapolis, IN	317-347-3100 (O)	317-225-3732 (C)	Thomas.Broadway@aphis.usda.gov
Brown	Roberta	Sutton, MA			Roberta.J.Brown@aphis.usda.gov
Cockerill	Barb	Lincoln, NE	402-434-2301 (O)	402-440-4825 (C)	Barbara.A.Cockerill@aphis.usda.gov
Elizondo	Greg	Pharr, TX	956-605-8260		Gregory.R.Elizondo@aphis.usda.gov
Hexum	Suzett	Springfield, IL			Suzett.Hexum@aphis.usda.gov
Leidorf	Yvette	Helena, MT			Yvette.K.Leidorf@aphis.usda.gov
Maes	Donna <small>call support only</small>	Albuquerque, NM	505-761-3175 (O)	505-249-5657 (C)	Donna.E.Maes@aphis.usda.gov
Manecke	Delda	Pierre, SD	605-224-6186 (O)	605-222-2644 (C)	Delda.A.Manecke@aphis.usda.gov
Meronek	Jim	Madison, WI	608-444-1745 (C)	608-662-0608 (O)	James.T.Meronek@aphis.usda.gov
Pericozzi	Joseph	Albany, NY	607-343-0513 (C)	518-218-7540 (O)	Joseph.A.Pericozzi@aphis.usda.gov
Rife	Jason	Salem, OR	503-399-5871 (O)	503-949-5569 (C)	Jason.C.Rife@aphis.usda.gov
Samuelson	Tracey	Bismarck, ND	701-250-4210 (O)	701-426-7391 (C)	Tracey.L.Samuelson@aphis.usda.gov
Sites	Brian	Harrisburg, PA			Brian.M.Sites@aphis.usda.gov
Springer	Melinda	Gainesville, FL	352-745-0576 (C)		Melinda.A.Springer@aphis.usda.gov
Taillon	David	Sacramento, CA	916-854-3915 (O)	916-203-3230 (C)	David.J.Taillon@aphis.usda.gov
White	Roberta	Pickerington, OH			Roberta.L.White@aphis.usda.gov
* Darnell	Diana	East Lansing, MI	989-390-2051		diana.j.darnell@gmail.com

The Estimated Cost of MIM

- Basic MIM Set = Enterprise Data Assistant (EDA) w/integrated barcode scanner and RFID Wand + Accessories - \$3000 to \$4000/set
 - Examples
 - » Symbol MC70+Destron DTR E3 (\$3000)
 - » Trimble MC70+Allflex RS320 (\$4000)- *Best of the two*
- Enhanced MIM Set = PDA and RFID Wand + Accessories + Bluetooth Barcode Printer - \$4000 to \$5000/set
 - Add Zebra model 220 Bluetooth enabled barcode printer to above examples (\$1000)
- Advanced MIM Set = Ultra Mobile PC + RFID Wand + Bluetooth Barcode Printer (\$5000)

Current MIM equipment available in Florida

Owned by USDA APHIS VS:

10 sets of PDA's and Wands

10 barcode scanner

2 sets in District 6

1 set in District 5

1 set in District 4

1 set in District 3

2 sets in District 2

1 set housed in the Area Office

1 set designated for training housed with the MIM Specialist

**A USDA APHIS VS FL set is defined as a PDA, Wand and Barcode Scanner*

Owned by FDACS- Animal Division:

10 sets of PDA's and Wands

7 PDA's

Questions?

